

**Box Contents**

**ULTRASCAPE12**

- (1) 12" Underground subwoofer
- (4) Satellite speakers
- (4) Satellite speaker ground stakes
- (12) Silicone filled wire nuts

**ULTRA12-SAT**

- (2) Satellite speakers
- (2) Satellite speaker ground stakes
- (4) Silicone filled wire nuts

**ULTRA12-SUB**

- (1) 12" Underground subwoofer
- (4) Silicone filled wire nuts



**Description**

This system is designed to work well with most two-channel receivers or amplifiers and will support up to eight (8) satellite speakers and two (2) subwoofers. Four satellite speakers and one subwoofer are included with the UltraScape12 system. The system can be expanded by adding two additional pairs of satellite speakers and a subwoofer.

NOTE: Use speakers only from the UltraScape12 family. Do not use any other speakers. By doing so, could damage your amplifier.

**Installation Recommendations**

The satellite speakers & subwoofer should be placed evenly so the sound will be distributed throughout your landscape area. For best results, plan the exact locations of each speaker along with the direct burial wire prior to digging. See diagram #1 on page 2.

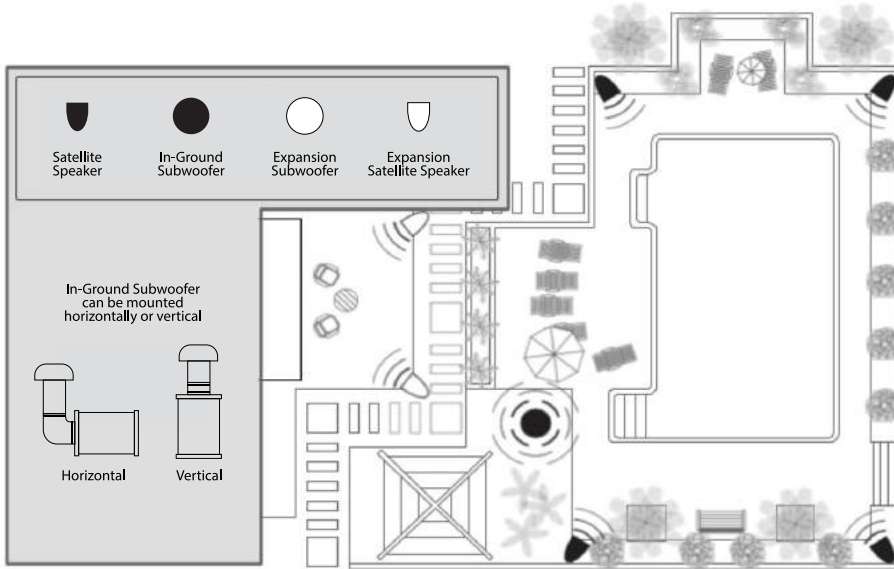
TruAudio recommends that the satellite speakers be placed 6–8 feet apart, and no more than 10 feet for the best listening experience. An example of a landscape audio layout is shown below. The ideal position for the subwoofer is in the center of the satellite speaker arrangement; bass response is enhanced if placed next to a wall or solid surface.

Speaker Wire Recommendations	Maximum Wire Length (feet)	Recommended Gauge
Always use multi-strand two or four conductor direct burial wire designed for speaker connections to the receiver or amplifier. Use this chart to select the minimum wire gauge for the length of the run.	100	18
	150	16
	250	14
	400	12c
	600	10



## Sample UltraScape12 Landscape Layout.

Diagram 1



System	Satellite (Pairs)	Sub(s)
4.1	2	1
6.1	3	1
8.1	4	1
4.2	2	2
6.2	3	2
8.2	4	2

## Wiring Diagram

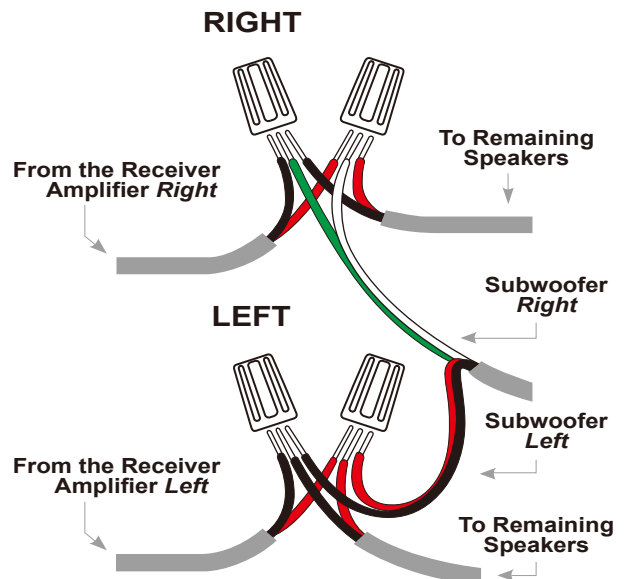
The satellite speakers and subwoofer should be connected in two parallel wire runs and buried in a single trench. The UltraScape12 is designed for speakers to be evenly divided between two wire runs with the subwoofer connected to both right and left. Below is a recommended connection.

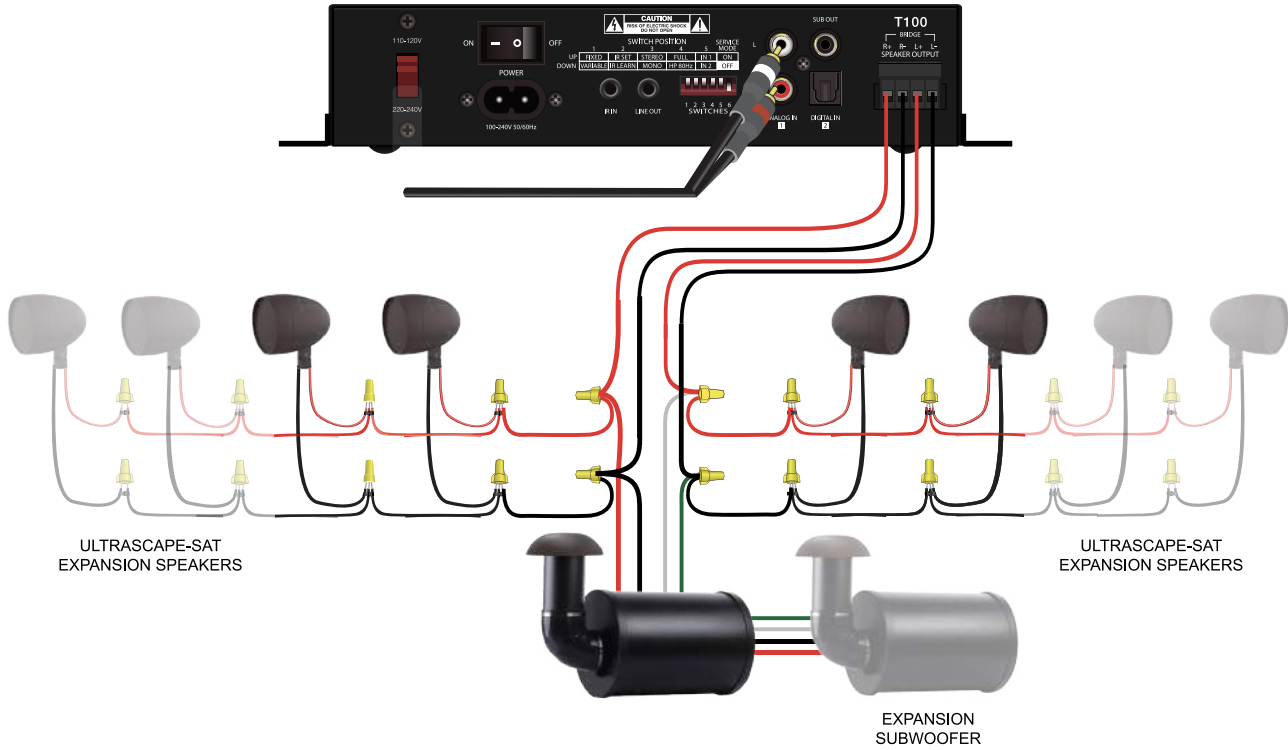
Use only the waterproof wire nuts that came with your speakers. This will assure that no water will get in the connection.









The subwoofer has a dual voice coil with two sets of connections: One for the right channel and one for the left. The right uses WHITE for positive (+) and GREEN for negative (-). The left uses RED for positive (+) and BLACK for negative (-).

The satellite speakers use RED for positive (+) and BLACK for negative (-).

Bundle all three of the right channel positive (+) wires from the first speaker, and wire the remaining speakers together as noted above. Then, do the same for the left channel, negative (-) wires. Run the wires to the next speaker and connect them the same way.



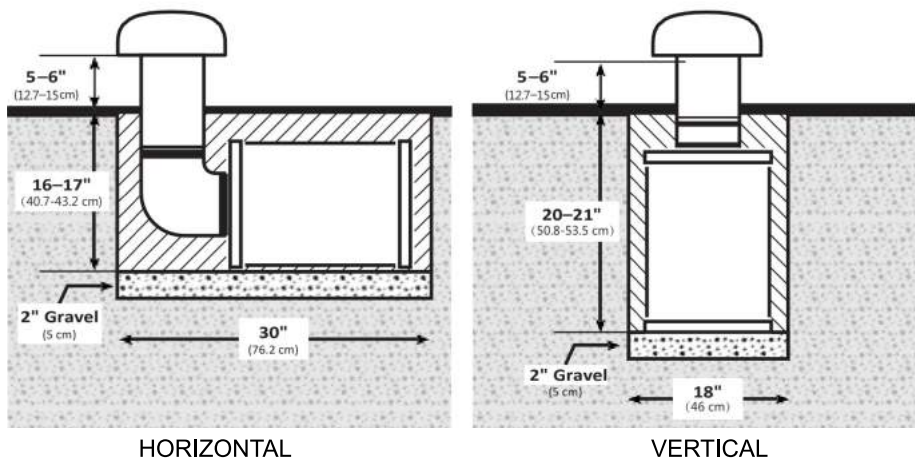


 LEFT +	 RED: Left +	 RIGHT +	 White: Right +	Connection colors from subwoofer to the first satellite speaker of both right and left.
 LEFT -	 Black: Left -	 RIGHT -	 Green: Right -	

**Installation**

TruAudio recommends starting by digging a hole for the subwoofer (sizes noted below), which may be mounted vertically or horizontally. If mounted horizontally, the hole would need to be approximately 18" wide x 30" long x 17"- 19" deep. If mounted vertically, the hold would need to be approximately 18" wide x 15" long x 22"- 24" deep. This will leave approximately 5"- 6" of the subwoofer port tube and cap above the ground after the installation.

You must add 1"- 2" of gravel at the bottom of the hole to facilitate drainage around the base of the unit. If you add a layer of gravel, dig the hole 1"- 2" deeper to accommodate it.





## Subwoofer

Speaker Type:	Underground subwoofer
Woofers:	12" dual voice coil long throw driver
Power:	5-300 watts
Freq Response:	30 - 300 Hz (+/-3 dB)
Sensitivity:	90 dB @ 1w/1m (8Ω)
Voice Coil:	2" (50.8mm)
Input:	2 channel audio signal in
Output:	2 channel signal out
Enclosure:	ASA + HDPVC
Weight:	33 lbs (14.96 kg)
Dimensions:	Vertical: 16"x16"x 35" (406.4x406.4x889mm) Horizontal: 29.6"x15.9"x27.7" (751.8x403.9x703.6mm)



## Satellite Speaker

Speaker Type:	2-way outdoor landscape speaker
Woofers:	6.5" polypropylene cone with rubber surround
Tweeter:	1" marine grade PEI
Power Handling:	125 watts
Freq Response:	50Hz-20kHz (+/-3dB)
Sensitivity:	87 dB @ 1w/1m
Pivoting Aluminum Arm:	150° w/.5" NPT fitting
Ground Stake:	11"
Weight:	6.7 lbs (2.8 kg)
Dimensions:	Diameter: 8.8", Length: 10.7"



## Optional Accessory

**ULTRAPRO-BASE:** Universal Satellite  
Speaker Surface Mount



SoundVision Technologies dba TRUAUDIO

### OUTDOOR SPEAKERS and SUBWOOFERS PRODUCT WARRANTY

All outdoor speakers and subwoofers have a limited 5 year warranty. This warranty includes lifetime parts and repair labor on all components. The warranty extends only to the original purchaser of the product and not to any subsequent owner. TRUAUDIO's obligation under these warranties is limited to repairing or replacing any component found defective in material or workmanship under normal conditions of use with an equal and/or current product. These warranties shall not apply to products which have been abused, modified, or disassembled. Products to be repaired or returned under this warranty must be returned to the factory through an authorized TruAudio dealer with all transportation and insurance charges prepaid.

It is the policy of TRUAUDIO to continuously incorporate improvements into our products. All specifications are subject to change without notice. If you have any questions regarding this or any other TRUAUDIO products, please visit [www.TruAudio.com](http://www.TruAudio.com) or contact us:

Office: 1-888-858-1555, Monday-Friday 7 am - 6 pm MST.  
Email: [CustomerService@truaudio.com](mailto:CustomerService@truaudio.com)

TruAudio  
192 N Old Highway 91  
Hurricane, UT 84737 USA

